



Made for the trade by tradies.
Trusted by the industry.

FABRICATED & HEAVY DUTY FITTINGS

ECOPLAS:
BY AQUAFIT

SN16 MANHOLE STARTERS & FINISHERS

SN16 MANHOLE STARTER - HYDROTITE

Description	Product code
100mm	Z1500.100H
150mm	Z1500.150H
175mm	Z1500.175H
225mm	Z1500.225H
300mm	Z1500.300H
375mm	Z1500.375H



SN16 MANHOLE FINISHER - HYDROTITE

Description	Product code
100mm	Z100.100H
150mm	Z100.150H
175mm	Z100.175H
225mm	Z100.225H
300mm	Z100.300H
375mm	Z100.375H





SN16 MANHOLE STARTER - GRITTED

Description	Product code
100mm	Z1500.100G
150mm	Z1500.150G
175mm	Z1500.175G
225mm	Z1500.225G
300mm	Z1500.300G
375mm	Z1500.375G



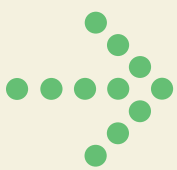
SN16 MANHOLE FINISHER - GRITTED

Description	Product code
100mm	Z100.100G
150mm	Z100.150G
175mm	Z100.175G
225mm	Z100.225G
300mm	Z100.300G
375mm	Z100.375G



SN16 MOULDED

JUNCTIONS & BENDS



**WATERCARE
ACCEPTED PRODUCT**

Letter available on request





SN16 MOULDED JUNCTION 45°

Description	Product code
150mm x 100mm F/F	Z1504.150.100.45
150mm x 100mm M/F	Z1574.150.100.45
150mm x 100mm M/M	Z1584.150.100.45



SN16 MOULDED BEND M/F 45°

Description	Product code
100mm	Z1571.100.45



SN16 MOULDED JUNCTION - EXTENDED 88°

Description	Product code
150mm x 100mm F/F	Z1504.150.100.88E
150mm x 100mm M/F	Z1504.150.100.88E
150mm x 100mm M/M	Z1504.150.100.88E



SN16 FABRICATED JUNCTIONS & BENDS


SN16 BENDS F/F 45°

Description	Product code
100mm	Z1501.100.45
150mm	Z1501.150.45
175mm	Z1501.175.45
225mm	Z1501.225.45
300mm	Z1501.300.45
375mm	Z1501.375.45



SN16 BENDS F/F 88°

Description	Product code
100mm	Z1501.100.88
150mm	Z1501.150.88
175mm	Z1501.175.88
225mm	Z1501.225.88
300mm	Z1501.300.88
375mm	Z1501.375.88



ALSO AVAILABLE IN M/F

5°, 11°, 15°, 22°, 30°

configurations available on request



SN16 REDUCING JUNCTIONS



SN16 REDUCING JUNCTION F/F 88°

Description	Product code
150mm x 100mm	Z1504.150.100.88
175mm x 100mm	Z1504.175.100.88
175mm x 150mm	Z1504.175.150.88
225mm x 100mm	Z1504.225.100.88
225mm x 150mm	Z1504.225.150.88
225mm x 175mm	Z1504.225.175.88
300mm x 100mm	Z1504.300.100.88
300mm x 150mm	Z1504.300.150.88
300mm x 175mm	Z1504.300.175.88
300mm x 225mm	Z1504.300.225.88
375mm x 100mm	Z1504.375.100.88
375mm x 150mm	Z1504.375.150.88
375mm x 175mm	Z1504.375.175.88
375mm x 225mm	Z1504.375.225.88



SN16 REDUCING JUNCTION M/F 88°

Description	Product code
150mm x 100mm	Z1574.150.100.88
175mm x 100mm	Z1574.175.100.88
175mm x 150mm	Z1574.175.150.88
225mm x 100mm	Z1574.225.100.88
225mm x 150mm	Z1574.225.150.88
225mm x 175mm	Z1574.225.175.88
300mm x 100mm	Z1574.300.100.88
300mm x 150mm	Z1574.300.150.88
300mm x 175mm	Z1574.300.175.88
300mm x 225mm	Z1574.300.225.88
375mm x 100mm	Z1574.375.100.88
375mm x 150mm	Z1574.375.150.88
375mm x 175mm	Z1574.375.175.88
375mm x 225mm	Z1574.375.225.88



SN16 REDUCING JUNCTION M/M 88°

Description	Product code
150mm x 100mm	Z1584.150.100.88
175mm x 100mm	Z1584.175.100.88
175mm x 150mm	Z1584.175.150.88
225mm x 100mm	Z1584.225.100.88
225mm x 150mm	Z1584.225.150.88
225mm x 175mm	Z1584.225.175.88
300mm x 100mm	Z1584.300.100.88
300mm x 150mm	Z1584.300.150.88
300mm x 175mm	Z1584.300.175.88
300mm x 225mm	Z1584.300.225.88
375mm x 100mm	Z1584.375.100.88
375mm x 150mm	Z1584.375.150.88
375mm x 175mm	Z1584.375.175.88
375mm x 225mm	Z1584.375.225.88



SN16 REDUCING JUNCTION F/F 45°

Description	Product code
150mm x 100mm	Z1504.150.100.45
175mm x 100mm	Z1504.175.100.45
175mm x 150mm	Z1504.175.150.45
225mm x 100mm	Z1504.225.100.45
225mm x 150mm	Z1504.225.150.45
225mm x 175mm	Z1504.225.175.45
300mm x 100mm	Z1504.300.100.45
300mm x 150mm	Z1504.300.150.45
300mm x 175mm	Z1504.300.175.45
300mm x 225mm	Z1504.300.225.45
375mm x 100mm	Z1504.375.100.45
375mm x 150mm	Z1504.375.150.45
375mm x 175mm	Z1504.375.175.45
375mm x 225mm	Z1504.375.225.45



SN16 REDUCING JUNCTION M/F 45°

Description	Product code
150mm x 100mm	Z1574.150.100.45
175mm x 100mm	Z1574.175.100.45
175mm x 150mm	Z1574.175.150.45
225mm x 100mm	Z1574.225.100.45
225mm x 150mm	Z1574.225.150.45
225mm x 175mm	Z1574.225.175.45
300mm x 100mm	Z1574.300.100.45
300mm x 150mm	Z1574.300.150.45
300mm x 175mm	Z1574.300.175.45
300mm x 225mm	Z1574.300.225.45
375mm x 100mm	Z1574.375.100.45
375mm x 150mm	Z1574.375.150.45
375mm x 175mm	Z1574.375.175.45
375mm x 225mm	Z1574.375.225.45



SN16 REDUCING JUNCTION M/M 45°

Description	Product code
150mm x 100mm	Z1584.150.100.45
175mm x 100mm	Z1584.175.100.45
175mm x 150mm	Z1584.175.150.45
225mm x 100mm	Z1584.225.100.45
225mm x 150mm	Z1584.225.150.45
225mm x 175mm	Z1584.225.175.45
300mm x 100mm	Z1584.300.100.45
300mm x 150mm	Z1584.300.150.45
300mm x 175mm	Z1584.300.175.45
300mm x 225mm	Z1584.300.225.45
375mm x 100mm	Z1584.375.100.45
375mm x 150mm	Z1584.375.150.45
375mm x 175mm	Z1584.375.175.45
375mm x 225mm	Z1584.375.225.45



SN16 EQUAL JUNCTIONS




SN16 EQUAL JUNCTION F/F 88°

Description	Product code
100mm	Z1504.100.88
150mm	Z1504.150.88
175mm	Z1504.175.88
225mm	Z1504.225.88
300mm	Z1504.300.88
375mm	Z1504.375.88



SN16 EQUAL JUNCTION M/F 88°

Description	Product code
100mm	Z1574.100.88
150mm	Z1574.150.88
175mm	Z1574.175.88
225mm	Z1574.225.88
300mm	Z1574.300.88
375mm	Z1574.375.88



SN16 EQUAL JUNCTION M/M 88°

Description	Product code
100mm	Z1584.100.88
150mm	Z1584.150.88
175mm	Z1584.175.88
225mm	Z1584.225.88
300mm	Z1584.300.88
375mm	Z1584.375.88



SN16 EQUAL JUNCTION F/F 45°

Description	Product code
100mm	Z1504.100.45
150mm	Z1504.150.45
175mm	Z1504.175.45
225mm	ZZ1504.225.45
300mm	Z1504.300.45
375mm	Z1504.375.45



SN16 EQUAL JUNCTION M/F 45°

Description	Product code
100mm	Z1574.100.45
150mm	Z1574.150.45
175mm	Z1574.175.45
225mm	Z1574.225.45
300mm	Z1574.300.45
375mm	Z1574.375.45




SN16 EQUAL JUNCTION M/M 45°

Description	Product code
100mm	Z1584.100.45
150mm	Z1584.150.45
175mm	Z1584.175.45
225mm	Z1584.225.45
300mm	Z1584.300.45
375mm	Z1584.375.45




DON'T SEE WHAT YOU'RE LOOKING FOR?



We also fabricate fittings to order.

Phone us today on **0508 278 234** and we will make it happen.



DROP JUNCTIONS AND REDUCERS



SN16 DROP JUNCTION

Description	Product code
100mm	ZDJ.100
150mm	ZDJ.150
175mm	ZDJ.225



SN16 LEVEL INVERT REDUCERS

Description	Product code
225mm x 150mm	Z1523.225.150
300mm x 150mm	Z1523.300.150
300mm x 175mm	Z1523.300.175
300mm x 225mm	Z1523.300.225
375mm x 150mm	Z1523.375.150
375mm x 175mm	Z1523.375.175
375mm x 225mm	Z1523.375.225
375mm x 300mm	Z1523.375.300





ECOPLAS

BY AQUAFIT

Whether you're managing a civil drainage project, specifying for infrastructure, or running a trade supply business - EcoPlas is your trusted supply partner.

We understand what's at stake on site, and we deliver with the confidence only a local manufacturer can offer.

EcoPlas. We understand.

ecoplas.co.nz / info@ecoplas.co.nz / 09 255 5321

